



DJKM - OK-J


Test-Session 4

Track length: 1.315 Km
Session Started: 16:40:01
Best Lap by: 185 - Oliver Städtler - 50.540

Rank	#	Driver	Nat	Sponsor Entrant	Nat	License E-License	Make	laps	Best Lap	Diff	In Lap	Penalty
1	185	Oliver Städtler	DEU	CV Performance Group	DEU	ITG34878 BIF38321	KR/TM/Vega	14	50.540		13	
2	120	Constantin Papst	DEU	ADAC Nordbayern e.V. NEES RACING	DEU	ITG38729 BIC17863	KR/IAME/Vega	11	50.602	0.062	5	
3	155	Moritz Groneck	DEU	CRG Holland	NLD	ITG39313 IBL15521007	CRG/TM/Vega	14	50.808	0.268	7	
4	110	Marc Alexander Reistrup	DNK	CRG Holland	NLD	ITG93629 IBL15521008	CRG/TM/Vega	14	50.935	0.395	3	
5	165	Martina Rumlenova	CZE	SKYLARKS KARTING TEAM	CZE	ITG24AS0236 IBL2400701	Praga /IAME/Vega	14	51.034	0.494	13	
6	195	Lukas Übleis	AUT	Lanari Racing Team	DEU	ITGJK2021 KBF17166	KR/IAME/Vega	14	51.337	0.797	7	
7	166	Martin Attila Vingler	HUN	Via-Speed Kft	HUN	ITG6400 IBL542	Croc Promotion/TM/Vega	13	51.569	1.029	4	
8	106	Niko Bognar	HUN	Maranello SRP Factory Team	DEU	ITG7685 KBF38275	Maranello/TM /Vega	14	51.584	1.044	5	
9	163	Philip Helmchen	DEU	ADAC Berlin-Brandenburg e.V. ADAC Niedersachsen/ Sachsen-Anhalt e.V.	DEU	ITG44008 BIC38443	Maranello/TM/Vega	14	51.796	1.256	6	
10	177	Dominik Jirak	CZE	SVC Group Racing	CZE	ITG24AS0737 IBL24AT01031	MS KART/TM /Vega	14	52.059	1.519	14	
11	162	Khalil Sodah	LTU	Paske Racing	LTU	ITG2024-ITG/007 IBL2024-KL/05	Righetti Ridolfi/TM/Vega	7	52.312	1.772	7	

Timekeeper
M.Riehmers

Race Director
H.Seidel



INT. ADAC Kartrennen Arena E

DJKM - OK-J

Arena E Mülsen 1,315 Km

Test-Session 4

09.08.2024 16:40

Practice (15:00 Time) started at 16:40:01

Lap	Time of Day	Lap Tm	Diff	SF Tm	S1 Tm	S2 Tm	Lap	Time of Day	Lap Tm	Diff	SF Tm	S1 Tm	S2 Tm
(185) Oliver Städtler							12	16:53:38.583	51.204	+0.170	22.314	14.296	14.594
1	16:41:59.344	51.444	+0.904	22.473	14.481	14.490	13	16:54:29.617	51.034		22.285	14.250	14.499
2	16:42:50.744	51.400	+0.860	22.375	14.450	14.575	14	16:55:20.848	51.231	+0.197	22.553	14.254	14.424
3	16:43:41.720	50.976	+0.436	22.197	14.323	14.456	(195) Lukas Übleis						
4	16:44:32.767	51.047	+0.507	22.268	14.309	14.470	1	16:42:26.851	52.239	+0.902	23.084	14.599	14.556
5	16:45:23.951	51.184	+0.644	22.347	14.363	14.474	2	16:43:18.584	51.733	+0.396	22.645	14.453	14.635
6	16:49:03.471	3:39.520	+2:48.980	22.150	14.415	14.394	3	16:44:09.980	51.396	+0.059	22.522	14.355	14.519
7	16:49:54.372	50.901	+0.361	22.251	14.307	14.343	4	16:45:01.439	51.459	+0.122	22.583	14.306	14.570
8	16:50:45.195	50.823	+0.283	22.215	14.277	14.331	5	16:45:52.824	51.385	+0.048	22.397	14.391	14.597
9	16:51:36.947	50.752	+0.212	22.171	14.251	14.330	6	16:46:44.244	51.420	+0.083	22.477	14.299	14.644
10	16:52:27.764	51.817	+1.277	23.082	14.294	14.441	7	16:47:35.581	51.337		22.458	14.325	14.554
11	16:53:18.512	50.748	+0.208	22.125	14.282	14.341	8	16:48:26.937	51.356	+0.019	22.460	14.294	14.602
12	16:54:09.433	50.921	+0.381	22.141	14.244	14.536	9	16:49:18.557	51.620	+0.283	22.456	14.512	14.652
13	16:54:59.973	50.540		22.065	14.139	14.336	10	16:51:54.578	2:36.021	+1:44.684	22.674	14.627	14.865
14	16:55:50.556	50.583	+0.043	22.105	14.166	14.312	11	16:52:48.370	53.792	+2.455	23.166	15.368	15.258
(120) Constantin Papst							12	16:53:39.947	51.577	+0.240	22.566	14.364	14.647
1	16:42:23.485	51.860	+1.258	22.741	14.578	14.541	13	16:54:31.492	51.545	+0.208	22.458	14.379	14.708
2	16:43:14.925	51.440	+0.838	22.637	14.339	14.464	14	16:55:22.937	51.445	+0.108	22.528	14.411	14.506
3	16:44:06.040	51.115	+0.513	22.311	14.372	14.432	(166) Martin Attila Vingler						
4	16:44:56.985	50.945	+0.343	22.236	14.281	14.428	1	16:42:08.301	52.079	+0.510	22.816	14.539	14.724
5	16:45:47.587	50.602		22.065	14.156	14.381	2	16:43:00.073	51.772	+0.203	22.532	14.401	14.839
6	16:50:12.476	4:24.889	+3:34.287	22.211	16.817	15.485	3	16:43:51.746	51.673	+0.104	22.623	14.332	14.718
7	16:51:05.756	53.280	+2.678	24.411	14.444	14.425	4	16:44:43.315	51.539		22.508	14.372	14.689
8	16:51:56.533	50.777	+0.175	22.211	14.195	14.371	5	16:45:35.113	51.798	+0.229	22.630	14.411	14.757
9	16:52:48.043	51.510	+0.908	22.349	14.396	14.765	6	16:46:27.253	52.140	+0.571	22.826	14.475	14.839
10	16:53:38.861	50.818	+0.216	22.230	14.192	14.396	7	16:50:17.852	3:50.599	+2:59.030	22.569	14.832	14.818
11	16:54:29.673	50.812	+0.210	22.155	14.308	14.349	8	16:51:09.968	52.116	+0.547	22.820	14.527	14.769
(155) Moritz Groneck							9	16:52:02.026	52.058	+0.489	22.720	14.514	14.824
1	16:42:30.960	51.643	+0.835	22.531	14.471	14.641	10	16:52:53.975	51.949	+0.380	22.646	14.549	14.754
2	16:43:22.011	51.051	+0.243	22.281	14.252	14.518	11	16:53:45.808	51.833	+0.264	22.630	14.441	14.762
3	16:44:12.833	50.822	+0.014	22.033	14.241	14.548	12	16:54:37.831	52.023	+0.454	22.606	14.439	14.978
4	16:45:03.730	50.897	+0.089	22.198	14.227	14.472	13	16:55:29.905	52.074	+0.505	22.706	14.552	14.816
5	16:45:54.590	50.860	+0.052	22.084	14.237	14.539	(106) Niko Bogнар						
6	16:46:45.430	50.840	+0.032	22.063	14.282	14.495	1	16:42:25.532	52.598	+1.014	23.078	14.687	14.833
7	16:47:36.238	50.808		22.068	14.222	14.518	2	16:43:17.417	51.885	+0.301	22.624	14.556	14.705
8	16:50:06.705	2:30.467	+1:39.659	22.149	14.473	14.597	3	16:44:09.205	51.788	+0.204	22.626	14.455	14.707
9	16:50:57.878	51.173	+0.365	22.370	14.281	14.522	4	16:45:02.155	52.950	+1.366	22.617	14.833	15.500
10	16:51:48.913	51.035	+0.227	22.249	14.259	14.527	5	16:45:53.739	51.584		22.428	14.494	14.662
11	16:52:39.731	50.818	+0.010	22.118	14.223	14.477	6	16:46:45.963	52.224	+0.640	22.390	15.187	14.647
12	16:53:30.705	50.974	+0.166	22.127	14.251	14.596	7	16:47:37.551	51.588	+0.004	22.550	14.433	14.605
13	16:54:22.058	51.353	+0.545	22.117	14.185	15.051	8	16:50:07.554	2:30.003	+1:38.419	22.590	14.786	14.692
14	16:55:12.974	50.916	+0.108	22.229	14.205	14.482	9	16:50:59.595	52.041	+0.457	22.677	14.611	14.753
(110) Marc Alexander Reistrup							10	16:51:51.250	51.655	+0.071	22.555	14.447	14.653
1	16:42:32.540	52.005	+1.070	22.850	14.528	14.627	11	16:52:42.953	51.703	+0.119	22.514	14.556	14.633
2	16:43:23.881	51.341	+0.406	22.534	14.306	14.501	12	16:53:36.095	53.142	+1.558	22.471	14.499	16.172
3	16:44:14.816	50.935		22.230	14.221	14.484	13	16:54:27.940	51.845	+0.261	22.607	14.471	14.767
4	16:45:05.958	51.142	+0.207	22.345	14.220	14.577	14	16:55:19.555	51.615	+0.031	22.402	14.495	14.718
5	16:45:57.128	51.170	+0.235	22.406	14.221	14.543	(163) Philip Helmchen						
6	16:46:48.183	51.055	+0.120	22.288	14.195	14.572	1	16:42:26.816	52.502	+0.706	22.889	14.746	14.867
7	16:47:39.434	51.251	+0.316	22.583	14.187	14.481	2	16:43:19.517	52.701	+0.905	23.229	14.627	14.845
8	16:48:30.636	51.202	+0.267	22.331	14.387	14.484	3	16:44:11.495	51.978	+0.182	22.637	14.563	14.778
9	16:51:15.350	2:44.714	+1:53.779	22.475	14.495	14.679	4	16:45:03.381	51.886	+0.090	22.620	14.535	14.731
10	16:52:06.516	51.166	+0.231	22.304	14.360	14.502	5	16:45:55.270	51.889	+0.093	22.687	14.485	14.717
11	16:52:58.233	51.717	+0.782	22.461	14.458	14.798	6	16:46:47.066	51.796		22.548	14.526	14.722
12	16:53:49.766	51.533	+0.598	22.555	14.306	14.672	7	16:47:38.957	51.891	+0.095	22.635	14.490	14.766
13	16:54:40.949	51.183	+0.248	22.386	14.239	14.558	8	16:48:31.486	52.529	+0.733	22.698	14.974	14.857
14	16:55:32.002	51.053	+0.118	22.292	14.219	14.542	9	16:49:23.573	52.087	+0.291	22.749	14.555	14.783
(165) Martina Rumlénová							10	16:50:15.570	51.997	+0.201	22.598	14.525	14.874
1	16:42:01.603	51.773	+0.739	22.586	14.548	14.639	11	16:51:07.624	52.054	+0.258	22.608	14.554	14.892
2	16:42:53.032	51.429	+0.895	22.556	14.320	14.553	12	16:51:59.480	51.856	+0.060	22.550	14.498	14.808
3	16:43:44.179	51.147	+0.113	22.349	14.294	14.504	13	16:52:52.465	52.985	+1.189	23.341	14.748	14.896
4	16:44:35.454	51.275	+0.241	22.414	14.320	14.541	14	16:53:44.791	52.326	+0.530	22.904	14.555	14.867
5	16:45:26.500	51.046	+0.012	22.324	14.217	14.505	(177) Dominik Jirak						
6	16:48:30.554	3:04.054	+2:13.020	22.292	14.509	14.604	1	16:42:11.518	53.867	+1.808	23.904	14.951	15.012
7	16:49:22.423	51.869	+0.835	22.812	14.420	14.637	2	16:43:04.491	52.973	+0.914	23.236	14.785	14.952
8	16:50:13.608	51.185	+0.151	22.377	14.335	14.473	3	16:43:57.059	52.568	+0.509	22.961	14.697	14.910
9	16:51:04.876	51.268	+0.234	22.464	14.267	14.537	4	16:44:49.701	52.642	+0.583	22.993	14.670	14.979
10	16:51:56.135	51.259	+0.225	22.373	14.297	14.589	5	16:47:42.879	2:53.178	+2:01.119	23.461	15.047	15.050
11	16:52:47.379	51.244	+0.210	22.300	14.328	14.616	6	16:48:35.941	53.062	+1.003	23.147	14.936	14.979

Orbits





INT. ADAC Kartrennen Arena E

DJKM - OK-J

Arena E Mülsen 1,315 Km

Test-Session 4


09.08.2024 16:40

Practice (15:00 Time) started at 16:40:01

Lap	Time of Day	Lap Tm	Diff	SF Tm	S1 Tm	S2 Tm	Lap	Time of Day	Lap Tm	Diff	SF Tm	S1 Tm	S2 Tm
7	16:49:28.622	52.681	+0.622	22.791	14.878	15.012							
8	16:50:21.125	52.503	+0.444	23.107	14.673	14.723							
9	16:51:13.417	52.292	+0.233	22.916	14.579	14.797							
10	16:52:05.769	52.352	+0.293	22.817	14.644	14.891							
11	16:52:58.119	52.350	+0.291	22.890	14.649	14.811							
12	16:53:51.405	53.286	+1.227	22.993	15.222	15.071							
13	16:54:43.875	52.470	+0.411	22.863	14.710	14.897							
14	16:55:35.934	52.059		22.663	14.563	14.833							

(162) Khalil Sodah

1	16:42:04.031	52.633	+0.321	22.870	14.721	15.042							
2	16:42:56.653	52.622	+0.310	22.909	14.714	14.999							
3	16:43:49.025	52.372	+0.060	22.889	14.530	14.953							
4	16:44:41.563	52.538	+0.226	22.748	14.885	14.905							
5	16:49:51.157	509.594	+4:17.282	22.976	14.853	15.100							
6	16:50:43.471	52.314	+0.002	22.893	14.517	14.904							
7	16:51:35.783	52.312		22.885	14.562	14.865							





DJKM - OK-J

Free Practice

Track length: 1.315 Km

Session Started: 8:00:13

Best Lap by: 120 - Constantin Papst - 51.899


Rank	#	Driver	Nat	Sponsor Entrant	Nat	License E-License	Make	laps	Best Lap	Diff	In Lap	Penalty
1	120	Constantin Papst	DEU	ADAC Nordbayern e.V. NEES RACING	DEU	ITG38729 BIC17863	KR/IAME/Vega	8	51.899		8	
2	185	Oliver Städtler	DEU	CV Performance Group	DEU	ITG34878 BIF38321	KR/TM/Vega	8	51.912	0.013	8	
3	165	Martina Rumlenova	CZE	SKYLARKS KARTING TEAM	CZE	ITG24AS0236 IBL2400701	Praga /IAME/Vega	7	52.032	0.133	6	
4	155	Moritz Groneck	DEU	CRG Holland	NLD	ITG39313 IBL15521007	CRG/TM/Vega	8	52.295	0.396	8	
5	195	Lukas Übleis	AUT	Lanari Racing Team	DEU	ITGJK2021 KBF17166	KR/IAME/Vega	8	52.319	0.420	8	
6	166	Martin Attila Vingler	HUN	Via-Speed Kft	HUN	ITG6400 IBL542	Croc Promotion/TM/Vega	10	52.387	0.488	10	
7	106	Niko Bognar	HUN	Maranello SRP Factory Team	DEU	ITG7685 KBF38275	Maranello/TM /Vega	10	52.568	0.669	10	
8	163	Philip Helmchen	DEU	ADAC Berlin-Brandenburg e.V. ADAC Niedersachsen/ Sachsen-Anhalt e.V.	DEU	ITG44008 BIC38443	Maranello/TM/Vega	9	52.698	0.799	9	
9	110	Marc Alexander Reistrup	DNK	CRG Holland	NLD	ITG93629 IBL15521008	CRG/TM/Vega	9	52.778	0.879	9	
10	162	Khalil Sodah	LTU	Paske Racing	LTU	ITG2024-ITG/007 IBL2024-KL/05	Righetti Ridolfi/TM/Vega	10	53.396	1.497	9	
11	177	Dominik Jirak	CZE	SVC Group Racing	CZE	ITG24AS0737 IBL24AT01031	MS KART/TM /Vega	10	53.399	1.500	9	

Timekeeper
M.Riehmers

Race Director
H.Seidel

These results are provisional until the conclusion of any judicial and technical matters!

Printed: 10.08.2024 / 08:11



INT. ADAC Kartrennen Arena E

DJKM - OK-J

Arena E Mülsen 1,315 Km

Free Practice

10.08.2024 08:00

Practice (10:00 Time) started at 8:00:13

Lap	Time of Day	Lap Tm	Diff	SF Tm	S1 Tm	S2 Tm
(120) Constantin Papst						
1	8:02:28.449	54.207	+2.308	23.778	15.464	14.965
2	8:03:21.807	53.358	+1.459	23.233	15.244	14.881
3	8:04:14.215	52.408	+0.509	22.886	14.872	14.650
4	8:05:06.768	52.553	+0.654	22.809	15.034	14.710
5	8:05:58.997	52.229	+0.330	22.722	14.898	14.609
6	8:08:43.963	2:44.966	+1:53.067	22.621	15.175	14.675
7	8:09:36.087	52.124	+0.225	22.724	14.763	14.637
8	8:10:27.986	51.899		22.603	14.696	14.600

(185) Oliver Städtler						
1	8:04:53.150	3:28.150	+2:36.238	24.224	15.679	15.049
2	8:05:46.566	53.416	+1.504	23.483	15.109	14.824
3	8:06:39.361	52.795	+0.883	23.039	15.018	14.738
4	8:07:31.781	52.420	+0.508	22.879	14.871	14.670
5	8:08:24.037	52.256	+0.344	22.740	14.880	14.636
6	8:09:16.105	52.068	+0.156	22.710	14.754	14.604
7	8:10:08.312	52.207	+0.295	22.790	14.757	14.660
8	8:11:00.224	51.912		22.664	14.645	14.603

(165) Martina Rumlénová						
1	8:05:01.350	3:29.395	+2:37.363	24.038	15.716	15.348
2	8:05:54.877	53.527	+1.495	23.454	15.088	14.985
3	8:06:47.623	52.746	+0.714	23.082	14.813	14.851
4	8:07:40.366	52.743	+0.711	23.048	14.881	14.814
5	8:08:32.483	52.117	+0.085	22.802	14.667	14.648
6	8:09:24.515	52.032		22.718	14.630	14.684
7	8:10:16.613	52.098	+0.066	22.725	14.739	14.634

(155) Moritz Groneck						
1	8:02:25.785	54.816	+2.521	23.847	15.730	15.239
2	8:03:19.974	54.189	+1.894	23.658	15.446	15.085
3	8:04:13.406	53.432	+1.137	23.139	15.257	15.036
4	8:05:06.530	53.124	+0.829	23.051	15.161	14.912
5	8:07:49.833	2:43.303	+1:51.008	22.881	15.403	15.017
6	8:08:42.894	53.061	+0.766	23.169	15.091	14.801
7	8:09:35.430	52.536	+0.241	22.781	15.028	14.727
8	8:10:27.725	52.295		22.699	14.876	14.720

(195) Lukas Übleis						
1	8:04:13.952	56.162	+3.843	25.789	15.379	14.994
2	8:05:07.184	53.232	+0.913	22.992	15.473	14.767
3	8:05:59.699	52.515	+0.196	22.890	15.006	14.619
4	8:06:52.046	52.347	+0.028	22.877	14.782	14.688
5	8:07:47.112	55.066	+2.747	23.227	15.224	16.615
6	8:08:42.967	55.855	+3.536	26.018	15.119	14.718
7	8:09:35.607	52.640	+0.321	22.803	15.009	14.828
8	8:10:27.926	52.319		22.691	14.980	14.748

(166) Martin Attila Vingler						
1	8:02:37.491	55.701	+3.314	24.454	15.736	15.511
2	8:03:32.251	54.760	+2.373	24.103	15.506	15.151
3	8:04:26.715	54.464	+2.077	23.674	15.638	15.152
4	8:05:21.034	54.319	+1.932	23.777	15.336	15.206
5	8:06:14.662	53.628	+1.241	23.483	15.017	15.128
6	8:07:07.823	53.161	+0.774	23.075	15.010	15.076
7	8:08:00.579	52.756	+0.369	23.008	14.795	14.953
8	8:08:53.327	52.748	+0.361	22.992	14.789	14.967
9	8:09:46.407	52.720	+0.333	22.862	14.856	15.002
10	8:10:38.434	52.387		22.845	14.700	14.842

(106) Niko Bognar						
1	8:02:36.212	55.685	+3.117	24.424	15.887	15.374
2	8:03:30.883	54.671	+2.103	23.831	15.597	15.243
3	8:04:24.425	53.542	+0.974	23.197	15.278	15.067
4	8:05:17.723	53.298	+0.730	23.148	15.154	14.996
5	8:06:11.012	53.289	+0.721	23.225	15.132	14.932
6	8:07:04.062	53.050	+0.482	23.031	15.026	14.993
7	8:07:56.903	52.841	+0.273	22.960	14.946	14.935
8	8:08:49.723	52.820	+0.252	22.947	14.950	14.923
9	8:09:42.549	52.826	+0.258	22.959	14.960	14.907
10	8:10:35.117	52.568		22.853	14.842	14.873

Lap	Time of Day	Lap Tm	Diff	SF Tm	S1 Tm	S2 Tm
(163) Philip Helmchen						
1	8:02:50.466	1:03.443	+10.745	27.636	16.676	19.131
2	8:03:54.061	1:03.595	+10.897	29.061	16.619	17.915
3	8:04:52.870	58.809	+6.111	26.344	15.772	16.693
4	8:05:50.515	57.645	+4.947	26.294	15.815	15.536
5	8:06:43.940	53.425	+0.727	23.251	15.036	15.138
6	8:07:37.068	53.128	+0.430	23.186	14.904	15.038
7	8:08:30.020	52.952	+0.254	23.082	14.902	14.968
8	8:09:22.908	52.888	+0.190	23.046	14.859	14.983
9	8:10:15.606	52.698		22.895	14.859	14.944

(110) Marc Alexander Reistrup						
1	8:02:50.208	1:06.796	+14.018	30.143	17.383	19.270
2	8:03:53.698	1:03.490	+10.712	29.137	16.538	17.815
3	8:04:52.622	58.924	+6.146	26.395	15.762	16.767
4	8:05:50.064	57.442	+4.664	26.282	15.667	15.493
5	8:06:43.840	53.776	+0.998	23.339	15.302	15.135
6	8:07:37.365	53.525	+0.747	23.413	15.153	14.959
7	8:08:30.715	53.350	+0.572	23.276	15.123	14.951
8	8:09:23.779	53.064	+0.286	23.120	15.025	14.919
9	8:10:16.557	52.778		23.009	14.922	14.847

(162) Khalil Sodah						
1	8:02:34.005	56.557	+3.161	24.726	16.064	15.767
2	8:03:31.850	57.845	+4.449	26.427	15.922	15.496
3	8:04:26.572	54.722	+1.326	23.925	15.526	15.271
4	8:05:20.944	54.372	+0.976	23.670	15.475	15.227
5	8:06:15.076	54.132	+0.736	23.834	15.254	15.044
6	8:07:08.878	53.802	+0.406	23.506	15.196	15.100
7	8:08:02.482	53.604	+0.208	23.472	15.095	15.037
8	8:08:56.014	53.532	+0.136	23.344	15.082	15.106
9	8:09:49.410	53.395		23.320	15.016	15.060
10	8:10:42.982	53.572	+0.176	23.404	15.084	15.084

(177) Dominik Jirak						
1	8:02:41.643	57.699	+4.300	25.801	16.336	15.562
2	8:03:36.635	54.992	+1.593	24.150	15.653	15.189
3	8:04:31.134	54.499	+1.100	23.772	15.556	15.171
4	8:05:25.654	54.520	+1.121	23.663	15.673	15.184
5	8:06:19.459	53.805	+0.406	23.492	15.272	15.041
6	8:07:13.547	54.088	+0.689	23.733	15.265	15.090
7	8:08:07.930	54.383	+0.984	23.850	15.302	15.231
8	8:09:01.558	53.628	+0.229	23.534	15.082	15.012
9	8:09:54.957	53.399		23.265	15.168	14.966
10	8:10:48.585	53.628	+0.229	23.292	15.215	15.121

Orbits





DJKM - OK-J

Qualifying Practice

Track length: 1.315 Km
Session Started: 10:25:00

Best Lap by: 185 - Oliver Städtler - 50.854


Rank	#	Driver	Nat	Sponsor Entrant	Nat	License E-License	Make	laps	Best Lap	Diff	In Lap	Penalty
1	185	Oliver Städtler	DEU	CV Performance Group	DEU	ITG34878 BIF38321	KR/TM/Vega	5	50.854		5	
2	165	Martina Rumlenova	CZE	SKYLARKS KARTING TEAM	CZE	ITG24AS0236 IBL2400701	Praga /IAME/Vega	5	50.948	0.094	5	
3	120	Constantin Papst	DEU	ADAC Nordbayern e.V. NEES RACING	DEU	ITG38729 BIC17863	KR/IAME/Vega	5	51.007	0.153	4	
4	195	Lukas Übleis	AUT	Lanari Racing Team	DEU	ITGJK2021 KBF17166	KR/IAME/Vega	5	51.030	0.176	5	
5	155	Moritz Groneck	DEU	CRG Holland	NLD	ITG39313 IBL15521007	CRG/TM/Vega	5	51.223	0.369	3	
6	106	Niko Bognar	HUN	Maranello SRP Factory Team	DEU	ITG7685 KBF38275	Maranello/TM /Vega	5	51.485	0.631	4	
7	163	Philip Helmchen	DEU	ADAC Berlin-Brandenburg e.V. ADAC Niedersachsen/ Sachsen-Anhalt e.V.	DEU	ITG44008 BIC38443	Maranello/TM/Vega	6	51.495	0.641	6	
8	110	Marc Alexander Reistrup	DNK	CRG Holland	NLD	ITG93629 IBL15521008	CRG/TM/Vega	6	51.517	0.663	4	
9	166	Martin Attila Vingler	HUN	Via-Speed Kft	HUN	ITG6400 IBL542	Croc Promotion/TM/Vega	5	51.538	0.684	4	
10	177	Dominik Jirak	CZE	SVC Group Racing	CZE	ITG24AS0737 IBL24AT01031	MS KART/TM /Vega	6	52.000	1.146	6	
11	162	Khalil Sodah	LTU	Paske Racing	LTU	ITG2024-ITG/007 IBL2024-KL/05	Righetti Ridolfi/TM/Vega	6	52.150	1.296	5	

Timekeeper
M.Riehmers

Race Director
H.Seidel

These results are provisional until the conclusion of any judicial and technical matters!

Printed: 10.08.2024 / 10:36



INT. ADAC Kartrennen Arena E

DJKM - OK-J

Arena E Mülsen 1,315 Km

Qualifying Practice

10.08.2024 10:25

Qualifying (6:00 Time) started at 10:25:00

Lap	Time of Day	Lap Tm	Diff	SF Tm	S1 Tm	S2 Tm
(185) Oliver Städtler						
1	10:27:41.711	51.791	+0.937	22.733	14.621	14.437
2	10:28:32.863	51.162	+0.298	22.455	14.348	14.349
3	10:29:23.913	51.050	+0.196	22.261	14.324	14.465
4	10:30:14.839	50.926	+0.072	22.295	14.290	14.341
5	10:31:05.693	50.854		22.203	14.264	14.387

(165) Martina Rumlenova						
1	10:27:45.921	51.985	+1.037	22.767	14.558	14.660
2	10:28:37.375	51.454	+0.506	22.531	14.372	14.551
3	10:29:28.662	51.287	+0.339	22.386	14.325	14.576
4	10:30:19.728	51.066	+0.118	22.308	14.267	14.491
5	10:31:10.676	50.948		22.260	14.210	14.478

(120) Constantin Papst						
1	10:28:12.532	54.404	+3.397	25.055	14.819	14.530
2	10:29:04.367	51.835	+0.828	22.613	14.615	14.607
3	10:29:55.391	51.024	+0.017	22.276	14.342	14.406
4	10:30:46.398	51.007		22.115	14.422	14.470
5	10:31:38.027	51.629	+0.622	22.771	14.386	14.472

(195) Lukas Übleis						
1	10:27:42.694	52.172	+1.142	22.852	14.658	14.662
2	10:28:34.137	51.443	+0.413	22.414	14.437	14.592
3	10:29:25.466	51.329	+0.299	22.349	14.352	14.628
4	10:30:16.656	51.190	+0.160	22.368	14.309	14.513
5	10:31:07.686	51.030		22.224	14.316	14.490

(155) Moritz Groneck						
1	10:28:11.848	52.301	+1.078	23.024	14.588	14.689
2	10:29:03.474	51.626	+0.403	22.577	14.482	14.567
3	10:29:54.697	51.223		22.431	14.322	14.470
4	10:30:47.074	52.377	+1.154	22.461	14.430	15.486
5	10:31:38.692	51.618	+0.395	22.590	14.442	14.586

(106) Niko Bognar						
1	10:27:47.300	52.671	+1.186	23.159	14.705	14.807
2	10:28:39.639	52.399	+0.854	22.929	14.665	14.745
3	10:29:31.424	51.785	+0.300	22.440	14.565	14.780
4	10:30:22.909	51.485		22.380	14.427	14.678
5	10:31:14.611	51.702	+0.217	22.546	14.431	14.725

(163) Philip Helmchen						
1	10:27:20.077	53.072	+1.577	23.270	14.908	14.894
2	10:28:12.215	52.138	+0.643	22.732	14.704	14.702
3	10:29:05.016	52.801	+1.306	22.423	14.960	15.418
4	10:29:56.841	51.825	+0.330	22.559	14.476	14.790
5	10:30:48.439	51.598	+0.103	22.493	14.400	14.705
6	10:31:39.934	51.495		22.431	14.456	14.608


(110) Marc Alexander Reistrup						
1	10:27:18.815	52.885	+1.368	23.098	14.760	15.037
2	10:28:11.133	52.318	+0.801	23.038	14.545	14.735
3	10:29:02.902	51.769	+0.252	22.627	14.458	14.684
4	10:29:54.419	51.517		22.520	14.360	14.637
5	10:30:46.295	51.876	+0.359	22.601	14.715	14.560
6	10:31:37.970	51.675	+0.158	22.576	14.489	14.610

(166) Martin Attila Vingler						
1	10:28:09.850	53.354	+1.816	23.732	14.702	14.920
2	10:29:02.176	52.326	+0.788	23.006	14.532	14.788
3	10:29:54.116	51.940	+0.402	22.689	14.518	14.733
4	10:30:45.654	51.538		22.479	14.365	14.694
5	10:31:37.248	51.594	+0.056	22.551	14.361	14.682

(177) Dominik Jirak						
1	10:27:04.838	57.544	+5.544	27.256	15.083	15.205
2	10:27:57.905	53.067	+1.067	23.229	14.859	14.979
3	10:28:50.554	52.649	+0.649	23.032	14.670	14.947
4	10:29:42.943	52.389	+0.389	22.943	14.590	14.856
5	10:30:35.140	52.197	+0.197	22.747	14.584	14.866
6	10:31:27.140	52.000		22.755	14.451	14.794

Lap	Time of Day	Lap Tm	Diff	SF Tm	S1 Tm	S2 Tm
(162) Khalil Sodah						
1	10:27:11.208	1:04.032	+11.882	28.781	19.426	15.825
2	10:28:03.959	52.751	+0.601	23.050	14.832	14.869
3	10:28:56.520	52.561	+0.411	22.784	14.700	15.077
4	10:29:48.866	52.346	+0.196	22.758	14.646	14.942
5	10:30:41.016	52.150		22.789	14.591	14.770
6	10:31:33.220	52.204	+0.054	22.812	14.532	14.860

Orbits





DKM Round 5

Class: DJKM - OK-J

Date/Time: 10.08.2024 12:25

Track:

Mülsen II

Heat:

Heat 1

Laps:

9 laps

Edition 1

	18	
	17	
	16	
	15	
	14	
	13	
	12	
	11	
	10	
	9	
	8	
	7	

Khalil Sodah	162	Righetti Ridolfi/TM/Vega
--------------	------------	--------------------------

11

6

Martin Attila Vingler	166	Promotion/TM/Vega
-----------------------	------------	-------------------

9

5

Dominik Jirak	177	MS KART/TM/Vega
---------------	------------	-----------------

10

Philip Helmchen	163	Maranello/TM/Vega
-----------------	------------	-------------------

7

4

Marc Alexander Reistrup	110	CRG/TM/Vega
-------------------------	------------	-------------

8

Moritz Groneck	155	CRG/TM/Vega
----------------	------------	-------------

5

3

Niko Bognar	106	Maranello/TM/Vega
-------------	------------	-------------------

6

Constantin Papst	120	KR/IAME/Vega
------------------	------------	--------------

3

2

Lukas Übleis	195	KR/IAME/Vega
--------------	------------	--------------

4

Oliver Städtler	185	KR/TM/Vega
-----------------	------------	------------

1

1

Martina Rumlenova	165	Praga/IAME/Vega
-------------------	------------	-----------------

2

Pole Position

printed 10.08.2024 10:38



DKM Round 5

Class: DJKM - OK-J

Date/Time: 10.08.2024 16:20

Track:

Mülsen II

Heat:

Heat 2

Laps:

9 laps

Edition 1

	18	
	17	
	16	
	15	
	14	
	13	
	12	
	11	
	10	
	9	
	8	
	7	

Khalil Sodah **162** Righetti Ridolfi/TM/Vega

11

6

Martin Attila Vingler **166** Promotion/TM/Vega

9

5

Dominik Jirak **177** MS KART/TM/Vega

10

Philip Helmchen **163** Maranello/TM/Vega

7

4

Marc Alexander Reistrup **110** CRG/TM/Vega

8

Moritz Groneck **155** CRG/TM/Vega

5

3

Niko Bognar **106** Maranello/TM/Vega

6

Constantin Papst **120** KR/IAME/Vega

3

2

Lukas Übleis **195** KR/IAME/Vega

4

Oliver Städtler **185** KR/TM/Vega

1

1

Martina Rumlenova **165** Praga/IAME/Vega

2

Pole Position

printed 10.08.2024 10:38



DJKM - OK-J

Qualifying Heat 1

Track length: 1.315 Km

Race Started: 12:27:31

Best Lap by: 185 - Oliver Städtler - 51.063

Rank	#	Driver	Nat	Sponsor Entrant	Nat	License E-License	Make	laps	T. Time Diff	Best Lap	Penalty	Points
1	0	185 Oliver Städtler	DEU	CV Performance Group	DEU	ITG34878 BIF38321	KR/TM/Vega	9	7:47.063	51.063		50
2	1	120 Constantin Papst	DEU	ADAC Nordbayern e.V. NEES RACING	DEU	ITG38729 BIC17863	KR/IAME/Vega	9	7:48.018 0.955	51.232		44
3	1	195 Lukas Übleis	AUT	Lanari Racing Team	DEU	ITGJK2021 KBF17166	KR/IAME/Vega	9	7:49.526 2.463	51.504		41
4	-2	165 Martina Rumlenova	CZE	SKYLARKS KARTING TEAM	CZE	ITG24AS0236 IBL2400701	Praga /IAME/Vega	9	7:51.538 4.475	51.627		38
5	2	163 Philip Helmchen	DEU	ADAC Berlin-Brandenburg e.V. ADAC Niedersachsen/ Sachsen-Anhalt e.V.	DEU	ITG44008 BIC38443	Maranello/TM/Vega	9	7:53.131 6.068	51.767		36
6	2	110 Marc Alexander Reistrup	DNK	CRG Holland	NLD	ITG93629 IBL15521008	CRG/TM/Vega	9	7:56.764 9.701	51.763		34
7	-1	106 Niko Bognar	HUN	Maranello SRP Factory Team	DEU	ITG7685 KBF38275	Maranello/TM /Vega	9	7:57.293 10.230	51.717	+ 3 sec	32
8	1	166 Martin Attila Vingler	HUN	Via-Speed Kft	HUN	ITG6400 IBL542	Croc Promotion/TM/Vega	9	7:57.510 10.447	51.840		30
9	2	162 Khalil Sodah	LTU	Paske Racing	LTU	ITG2024-ITG/007 IBL2024-KL/05	Righetti Ridolfi/TM/Vega	9	7:58.873 11.810	52.470		28
10	0	177 Dominik Jirak	CZE	SVC Group Racing	CZE	ITG24AS0737 IBL24AT01031	MS KART/TM /Vega	9	8:00.079 13.016	52.450		27
11	-6	155 Moritz Groneck	DEU	CRG Holland	NLD	ITG39313 IBL15521007	CRG/TM/Vega	3	2:48.143 6 Laps	53.277		26

Announcements

106 + 3 sec corridor


Timekeeper
M.Riehmers

Race Director
H.Seidel

Page 1/1

These results are provisional until the conclusion of any judicial and technical matters!

Printed: 10.08.2024 / 13:30



INT. ADAC Kartrennen Arena E

DJKM - OK-J

Arena E Mülsen 1,315 Km

Qualifying Heat 1

10.08.2024 12:25

Race (9 Laps) started at 12:27:31

Lap	Time of Day	Lap Tm	Diff	SF Tm	S1 Tm	S2 Tm
(185) Oliver Städtler						
1	12:28:25.450	53.758	+2.695	23.984	15.151	14.623
2	12:29:17.893	52.443	+1.380	22.956	14.904	14.583
3	12:30:10.186	52.293	+1.230	22.935	14.816	14.542
4	12:31:01.973	51.787	+0.724	22.618	14.672	14.497
5	12:31:53.665	51.692	+0.629	22.575	14.625	14.492
6	12:32:45.177	51.512	+0.449	22.495	14.607	14.410
7	12:33:36.572	51.395	+0.332	22.448	14.509	14.438
8	12:34:27.692	51.120	+0.057	22.248	14.445	14.427
9	12:35:18.755	51.063		22.270	14.426	14.367

(120) Constantin Papst						
1	12:28:26.257	54.480	+3.248	24.115	15.292	15.073
2	12:29:18.614	52.357	+1.125	22.856	14.890	14.611
3	12:30:10.732	52.118	+0.886	22.817	14.740	14.561
4	12:31:02.459	51.727	+0.495	22.606	14.648	14.473
5	12:31:54.166	51.707	+0.475	22.520	14.659	14.528
6	12:32:45.652	51.486	+0.254	22.490	14.514	14.482
7	12:33:37.185	51.593	+0.301	22.463	14.556	14.514
8	12:34:28.478	51.293	+0.061	22.388	14.395	14.510
9	12:35:19.710	51.232		22.377	14.401	14.454

(195) Lukas Übleis						
1	12:28:26.538	54.367	+2.863	23.957	15.431	14.979
2	12:29:18.855	52.317	+0.813	22.705	14.905	14.707
3	12:30:11.093	52.238	+0.734	22.915	14.723	14.600
4	12:31:02.975	51.882	+0.378	22.617	14.670	14.595
5	12:31:54.800	51.825	+0.321	22.628	14.583	14.614
6	12:32:46.563	51.763	+0.259	22.599	14.540	14.624
7	12:33:38.067	51.504		22.476	14.485	14.543
8	12:34:29.626	51.559	+0.055	22.479	14.506	14.574
9	12:35:21.218	51.592	+0.088	22.558	14.476	14.558

(165) Martina Rumlenova						
1	12:28:26.597	54.668	+3.041	24.050	15.403	15.215
2	12:29:19.904	53.307	+1.680	23.263	15.222	14.822
3	12:30:12.432	52.528	+0.901	22.929	14.826	14.773
4	12:31:04.448	52.016	+0.389	22.687	14.598	14.731
5	12:31:56.376	51.928	+0.301	22.714	14.549	14.665
6	12:32:48.168	51.792	+0.165	22.622	14.552	14.618
7	12:33:39.795	51.627		22.472	14.519	14.636
8	12:34:31.518	51.723	+0.096	22.503	14.566	14.654
9	12:35:23.230	51.712	+0.085	22.567	14.463	14.682

(163) Philip Helmchen						
1	12:28:26.711	54.323	+2.556	23.934	15.465	14.924
2	12:29:20.091	53.380	+1.613	23.200	15.360	14.820
3	12:30:12.683	52.592	+0.825	22.800	15.000	14.792
4	12:31:04.839	52.156	+0.389	22.696	14.726	14.734
5	12:31:56.983	52.144	+0.377	22.675	14.709	14.760
6	12:32:48.942	51.959	+0.192	22.599	14.691	14.669
7	12:33:40.709	51.757		22.492	14.604	14.671
8	12:34:32.976	52.267	+0.500	22.664	14.798	14.805
9	12:35:24.823	51.847	+0.080	22.583	14.563	14.701

(110) Marc Alexander Reistrup						
1	12:28:28.972	56.405	+4.642	25.640	15.697	15.068
2	12:29:22.111	53.139	+1.376	23.262	15.044	14.833
3	12:30:14.863	52.752	+0.989	23.118	14.864	14.770
4	12:31:07.583	52.720	+0.957	23.072	14.965	14.683
5	12:32:00.040	52.457	+0.694	22.982	14.728	14.747
6	12:32:52.433	52.393	+0.630	22.900	14.841	14.652
7	12:33:44.740	52.307	+0.544	22.876	14.768	14.663
8	12:34:36.693	51.953	+0.190	22.690	14.598	14.665
9	12:35:28.456	51.763		22.673	14.484	14.606

(106) Niko Bogнар						
1	12:28:27.487	55.059	+3.342	24.507	15.544	15.008
2	12:29:20.693	53.206	+1.489	23.242	15.082	14.882
3	12:30:13.688	52.995	+1.278	23.139	15.025	14.831
4	12:31:06.064	52.376	+0.659	22.907	14.709	14.760
5	12:31:58.277	52.213	+0.496	22.715	14.762	14.736
6	12:32:50.653	52.376	+0.659	22.939	14.692	14.745

Lap	Time of Day	Lap Tm	Diff	SF Tm	S1 Tm	S2 Tm
7	12:33:42.503	51.850	+0.133	22.534	14.658	14.668
8	12:34:34.268	51.765	+0.048	22.477	14.562	14.726
9	12:35:25.985	51.717		22.432	14.581	14.704


(166) Martin Attila Vingler						
1	12:28:29.052	56.512	+4.672	25.730	15.824	14.958
2	12:29:22.279	53.227	+1.387	23.352	15.079	14.796
3	12:30:15.087	52.808	+0.968	23.041	14.990	14.777
4	12:31:07.884	52.797	+0.957	22.914	15.122	14.761
5	12:32:00.388	52.504	+0.664	22.747	15.025	14.732
6	12:32:52.680	52.292	+0.452	22.806	14.806	14.680
7	12:33:45.154	52.474	+0.634	22.813	15.008	14.653
8	12:34:37.362	52.208	+0.368	22.921	14.549	14.738
9	12:35:29.202	51.840		22.671	14.491	14.678

(162) Khalil Sodah						
1	12:28:28.252	55.568	+3.098	24.821	15.635	15.112
2	12:29:21.480	53.228	+0.758	23.159	15.099	14.970
3	12:30:14.548	53.068	+0.598	23.190	14.933	14.945
4	12:31:07.211	52.663	+0.193	23.018	14.808	14.837
5	12:31:59.803	52.592	+0.122	22.893	14.815	14.884
6	12:32:52.304	52.501	+0.031	22.936	14.764	14.801
7	12:33:45.044	52.740	+0.270	22.970	15.029	14.741
8	12:34:38.095	53.051	+0.581	23.525	14.745	14.781
9	12:35:30.565	52.470		22.893	14.703	14.874

(177) Dominik Jirak						
1	12:28:29.396	56.647	+4.197	25.688	15.919	15.040
2	12:29:22.738	53.342	+0.892	23.308	15.034	15.000
3	12:30:15.966	53.228	+0.778	23.491	14.929	14.808
4	12:31:08.690	52.724	+0.274	22.981	14.823	14.920
5	12:32:01.331	52.641	+0.191	22.963	14.786	14.892
6	12:32:54.181	52.850	+0.400	23.141	14.783	14.926
7	12:33:46.815	52.634	+0.184	23.043	14.810	14.781
8	12:34:39.265	52.450		22.980	14.663	14.807
9	12:35:31.771	52.506	+0.056	22.842	14.824	14.840

(155) Moritz Gronbeck						
1	12:28:27.325	54.872	+1.595	24.261	15.612	14.999
2	12:29:20.602	53.277		23.162	15.209	14.906
3	12:30:19.835	59.233	+5.956	27.963	16.145	15.125

Orbits





INT. ADAC Kartrennen Arena E

Lapchart

DJKM - OK-J


Arena E Mülsen 1,315 Km

Qualifying Heat 1

10.08.2024 12:25

Race (9 Laps) started at 12:27:31

Competitors	Laps										
	0	1	2	3	4	5	6	7	8	9	
Oliver Städtler (185)	1	185	185	185	185	185	185	185	185	185	185
Constantin Papst (120)	2	120	120	120	120	120	120	120	120	120	120
Martina Rumlenova (165)	3	165	195	195	195	195	195	195	195	195	195
Lukas Übleis (195)	4	195	165	165	165	165	165	165	165	165	165
Philip Helmchen (163)	5	163	163	163	163	163	163	163	163	163	163
Niko Bognar (106)	6	106	155	155	106	106	106	106	106	106	106
Moritz Groneck (155)	7	155	106	106	162	162	162	162	110	110	110
Martin Attila Vingler (166)	8	166	162	162	110	110	110	110	162	166	166
Marc Alexander Reistrup (110)	9	110	110	110	166	166	166	166	166	162	162
Khalil Sodah (162)	10	162	166	166	177	177	177	177	177	177	177
Dominik Jirak (177)	11	177	177	177	155						





DJKM - OK-J

Qualifying Heat 2

Track length: 1.315 Km

Race Started: 16:23:56

Best Lap by: 185 - Oliver Städtler - 50.825

Rank	#	Driver	Nat	Sponsor Entrant	Nat	License E-License	Make	laps	T. Time Diff	Best Lap	Penalty	Points
1	0	185 Oliver Städtler	DEU	CV Performance Group	DEU	ITG34878 BIF38321	KR/TM/Vega	9	7:44.732	50.825		50
2	1	120 Constantin Papst	DEU	ADAC Nordbayern e.V. NEES RACING	DEU	ITG38729 BIC17863	KR/IAME/Vega	9	7:45.560 0.828	51.003		44
3	2	155 Moritz Groneck	DEU	CRG Holland	NLD	ITG39313 IBL15521007	CRG/TM/Vega	9	7:47.198 2.466	51.134		41
4	4	110 Marc Alexander Reistrup	DNK	CRG Holland	NLD	ITG93629 IBL15521008	CRG/TM/Vega	9	7:49.210 4.478	51.300		38
5	2	163 Philip Helmchen	DEU	ADAC Berlin-Brandenburg e.V. ADAC Niedersachsen/ Sachsen-Anhalt e.V.	DEU	ITG44008 BIC38443	Maranello/TM/Vega	9	7:53.495 8.763	51.920		36
6	0	106 Niko Bognar	HUN	Maranello SRP Factory Team	DEU	ITG7685 KBF38275	Maranello/TM /Vega	9	7:55.599 10.867	51.595		34
7	2	166 Martin Attila Vingler	HUN	Via-Speed Kft	HUN	ITG6400 IBL542	Croc Promotion/TM/Vega	9	7:59.462 14.730	52.012		32
8	2	177 Dominik Jirak	CZE	SVC Group Racing	CZE	ITG24AS0737 IBL24AT01031	MS KART/TM /Vega	9	7:59.759 15.027	52.105		30
9	2	162 Khalil Sodah	LTU	Paske Racing	LTU	ITG2024-ITG/007 IBL2024-KL/05	Righetti Ridolfi/TM/Vega	9	7:59.958 15.226	51.936	+ 5 sec	28
10	-6	195 Lukas Übleis	AUT	Lanani Racing Team	DEU	ITGJK2021 KBF 17166	KR/IAME/Vega	0	0.541 9 Laps			27
11	-9	165 Martina Rumlenova	CZE	SKYLARKS KARTING TEAM	CZE	ITG24AS0236 IBL2400701	Praga /IAME/Vega	0	5.304 9 Laps		+ 5 sec	26

Announcements

162,165 + 5 sec front fairing


Timekeeper
M.Riehmers

Race Director
H.Seidel

Page 1/1

These results are provisional until the conclusion of any judicial and technical matters!

Printed: 10.08.2024 / 16:48



INT. ADAC Kartrennen Arena E

DJKM - OK-J

Arena E Mülsen 1,315 Km

Qualifying Heat 2

10.08.2024 16:20

Race (9 Laps) started at 16:23:56

Lap	Time of Day	Lap Tm	Diff	SF Tm	S1 Tm	S2 Tm	Lap	Time of Day	Lap Tm	Diff	SF Tm	S1 Tm	S2 Tm
(185) Oliver Städtler							7	16:30:10.594	52.320	+0.308	22.681	14.728	14.911
1	16:24:49.457	53.346	+2.521	23.780	14.922	14.644	8	16:31:02.606	52.012		22.590	14.672	14.750
2	16:25:41.719	52.262	+1.437	22.756	14.882	14.624	9	16:31:55.573	52.967	+0.955	22.805	14.735	15.427
3	16:26:33.593	51.874	+1.049	22.544	14.737	14.593	(177) Dominik Jirak						
4	16:27:25.215	51.622	+0.797	22.454	14.606	14.562	1	16:24:52.163	55.087	+2.982	24.677	15.317	15.093
5	16:28:16.660	51.445	+0.620	22.457	14.462	14.526	2	16:25:45.984	53.821	+1.716	23.292	15.567	14.962
6	16:29:07.885	51.225	+0.400	22.293	14.422	14.510	3	16:26:38.813	52.829	+0.724	23.104	14.898	14.827
7	16:29:59.025	51.140	+0.315	22.284	14.405	14.451	4	16:27:31.604	52.791	+0.686	23.223	14.809	14.759
8	16:30:50.018	50.993	+0.168	22.168	14.396	14.429	5	16:28:24.230	52.626	+0.521	23.171	14.726	14.729
9	16:31:40.843	50.825		22.093	14.315	14.417	6	16:29:16.836	52.606	+0.501	22.944	14.920	14.742
(120) Constantin Papst							7	16:30:08.941	52.105		22.751	14.566	14.788
1	16:24:49.712	53.537	+2.534	23.815	15.129	14.593	8	16:31:02.357	53.416	+1.311	23.308	15.150	14.958
2	16:25:41.964	52.252	+1.249	22.703	14.891	14.658	9	16:31:55.870	53.513	+1.408	22.870	14.771	15.872
3	16:26:33.964	52.000	+0.997	22.702	14.722	14.576	(162) Khalil Sodah						
4	16:27:25.629	51.665	+0.662	22.476	14.612	14.572	1	16:24:51.975	55.086	+3.150	24.636	15.362	15.088
5	16:28:17.130	51.501	+0.498	22.418	14.508	14.575	2	16:25:44.985	53.010	+1.074	22.952	15.054	15.004
6	16:29:08.438	51.308	+0.305	22.397	14.427	14.484	3	16:26:37.735	52.750	+0.814	22.966	14.868	14.916
7	16:29:59.612	51.174	+0.171	22.318	14.423	14.433	4	16:27:30.209	52.474	+0.538	22.866	14.744	14.864
8	16:30:50.668	51.056	+0.053	22.290	14.325	14.441	5	16:28:22.675	52.466	+0.530	22.870	14.698	14.898
9	16:31:41.671	51.003		22.216	14.344	14.443	6	16:29:14.772	52.097	+0.161	22.642	14.667	14.788
(155) Moritz Groneck							7	16:30:06.708	51.936		22.581	14.580	14.775
1	16:24:50.349	53.823	+2.689	23.829	15.114	14.880	8	16:30:58.971	52.263	+0.327	22.691	14.713	14.859
2	16:25:42.935	52.586	+1.452	22.773	14.960	14.853	9	16:31:51.069	52.098	+0.162	22.581	14.608	14.909
3	16:26:34.933	51.998	+0.864	22.574	14.713	14.711	(110) Marc Alexander Reistrup						
4	16:27:26.676	51.743	+0.609	22.412	14.679	14.652	1	16:24:51.234	54.246	+2.946	24.184	15.002	15.060
5	16:28:18.425	51.749	+0.615	22.480	14.519	14.750	2	16:25:43.892	52.658	+1.358	22.795	14.916	14.947
6	16:29:09.747	51.322	+0.188	22.264	14.462	14.596	3	16:26:35.895	52.003	+0.703	22.659	14.691	14.653
7	16:30:00.927	51.180	+0.046	22.189	14.382	14.609	4	16:27:27.762	51.867	+0.567	22.596	14.632	14.639
8	16:30:52.175	51.248	+0.114	22.209	14.364	14.675	5	16:28:19.416	51.654	+0.354	22.604	14.463	14.587
9	16:31:43.309	51.134		22.157	14.349	14.628	6	16:29:11.033	51.617	+0.317	22.475	14.486	14.656
(163) Philip Helmchen							7	16:30:02.472	51.439	+0.139	22.478	14.388	14.573
1	16:24:51.358	54.592	+2.672	24.325	15.330	14.937	8	16:30:54.021	51.549	+0.249	22.498	14.359	14.692
2	16:25:44.518	53.160	+1.240	23.217	15.016	14.927	9	16:31:45.321	51.300		22.405	14.339	14.556
3	16:26:37.045	52.527	+0.607	22.828	14.815	14.884	(106) Niko Bogner						
4	16:27:29.291	52.246	+0.326	22.735	14.730	14.781	1	16:24:52.455	55.546	+3.951	25.332	15.265	14.949
5	16:28:21.489	52.198	+0.278	22.706	14.623	14.869	2	16:25:46.201	53.746	+2.151	23.593	15.271	14.882
6	16:29:13.619	52.190	+0.210	22.693	14.678	14.759	3	16:26:38.986	52.785	+1.190	23.067	14.992	14.726
7	16:30:05.580	51.961	+0.041	22.739	14.491	14.731	4	16:27:31.838	52.852	+1.257	23.369	14.804	14.679
8	16:30:57.500	51.920		22.636	14.510	14.774	5	16:28:24.465	52.627	+1.032	23.418	14.585	14.624
9	16:31:49.606	52.106	+0.186	22.943	14.502	14.661	6	16:29:16.607	52.142	+0.547	22.766	14.617	14.759
(166) Martin Attila Vingler							7	16:30:08.239	51.632	+0.037	22.405	14.617	14.610
1	16:24:53.373	56.537	+4.525	25.727	15.470	15.340	8	16:31:00.115	51.876	+0.281	22.529	14.666	14.681
2	16:25:47.293	53.920	+1.908	23.648	15.125	15.147	9	16:31:51.710	51.595		22.318	14.578	14.699
3	16:26:40.232	52.939	+0.927	23.140	14.892	14.907	(106) Niko Bogner						
4	16:27:32.711	52.479	+0.467	22.891	14.728	14.860	1	16:24:52.455	55.546	+3.951	25.332	15.265	14.949
5	16:28:25.082	52.371	+0.359	22.716	14.796	14.859	2	16:25:46.201	53.746	+2.151	23.593	15.271	14.882
6	16:29:18.274	53.192	+1.180	22.875	14.635	15.682	3	16:26:38.986	52.785	+1.190	23.067	14.992	14.726

Orbits





INT. ADAC Kartrennen Arena E

Lapchart

DJKM - OK-J


Arena E Mülsen 1,315 Km

Qualifying Heat 2

10.08.2024 16:20

Race (9 Laps) started at 16:23:56

Competitors	Laps									
	0	1	2	3	4	5	6	7	8	9
Oliver Städtler (185)	1	185	185	185	185	185	185	185	185	185
Constantin Papst (120)	2	120	120	120	120	120	120	120	120	120
Martina Rumlenova (165)	3	165	155	155	155	155	155	155	155	155
Moritz Groneck (155)	4	155	110	110	110	110	110	110	110	110
Lukas Übleis (195)	5	195	163	163	163	163	163	163	163	163
Philip Helmchen (163)	6	163	162	162	162	162	162	162	162	162
Martin Attila Vingler (166)	7	166	177	177	177	177	106	106	106	106
Khalil Sodah (162)	8	162	106	106	106	106	177	177	177	166
Niko Bognar (106)	9	106	166	166	166	166	166	166	166	177
Marc Alexander Reistrup (110)	10	110								
Dominik Jirak (177)	11	177								





DKM Round 5

DJKM - OK-J

Mülsen II

Ranking after Heats

Pos. No.	Firstname	Lastname	Nat.		Nat.		Sponsor	Total points			Heat 1	Heat 2
			Dri	Entrant	Ent	Make		QP	PTS	Diff.		
1	185	Oliver	Städtler	DEU CV Performance Group	DEU	KR/TM/Vega		1	100		50	50
2	120	Constantin	Papst	DEU NEES RACING	DEU	KR/IAME/Vega	ADAC Nordbayern e.V.	3	88	12	44	44
3	163	Philip	Helmchen	DEU ADAC Niedersachsen/ Sachsen-Anhalt e.V.	DEU	Maranello/TM/Vega	ADAC Berlin-Brandenburg e.V.	7	72	28	36	36
4	110	Marc Alexander	Reistrup	DNK CRG Holland	NLD	CRG/TM/Vega		8	72	28	34	38
5	195	Lukas	Übleis	AUT Lanari Racing Team	DEU	KR/IAME/Vega		4	68	32	41	27
6	155	Moritz	Groneck	DEU CRG Holland	NLD	CRG/TM/Vega		5	67	33	26	41
7	106	Niko	Bognar	HUN Maranello SRP Factory Team	DEU	Maranello/TM /Vega		6	66	34	32	34
8	165	Martina	Rumlenova	CZE SKYLARKS KARTING TEAM	CZE	Praga /IAME/Vega		2	64	36	38	26
9	166	Martin Attila	Vingler	HUN Via-Speed Kft	HUN	Croc Promotion/TM/Vega		9	62	38	30	32
10	177	Dominik	Jirak	CZE SVC Group Racing	CZE	MS KART/TM /Vega		10	57	43	27	30
11	162	Khalil	Sodah	LTU Paske Racing	LTU	Righetti Ridolfi/TM/Vega		11	56	44	28	28

Announcements: These results are provisional until the conclusion of any judicial and technical matters

Racedirector Horst Seidel:



Timekeeping Monika Riehmers:



Printed: 10.08.2024 19:02

Posted at: h





DKM Round 5

Class: DJKM - OK-J

Date/Time: 11.08.2024 09:40

Track:

Heat:

Laps:

Mülsen II

Superheat

11 laps

Edition 1

	18	
35		36
	17	
33		34
	16	
31		32
	15	
29		30
	14	
27		28
	13	
25		26
	12	
23		24
	11	
21		22
	10	
19		20
	9	
17		18
	8	
15		16
	7	
13		14
Khalil Sodah 162 Righetti Ridolfi/TM/Vega	6	
11		12
Martin Attila Vingler 166 Promotion/TM/Vega	5	Dominik Jirak 177 MS KART/TM/Vega
9		10
Niko Bognar 106 Maranello/TM/Vega	4	Martina Rumlenova 165 Praga/IAME/Vega
7		8
Lukas Übleis 195 KR/IAME/Vega	3	Moritz Groneck 155 CRG/TM/Vega
5		6
Philip Helmchen 163 Maranello/TM/Vega	2	Marc Alexander Reistrup 110 CRG/TM/Vega
3		4
Oliver Städtler 185 KR/TM/Vega	1	Constantin Papst 120 KR/IAME/Vega
1	Row	2

Pole Position

printed 10.08.2024 19:02





DJKM - OK-J

Warm Up Superheat

Track length: 1.315 Km

Session Started: 8:00:01

Best Lap by: 120 - Constantin Papst - 52.414


Rank	#	Driver	Nat	Sponsor Entrant	Nat	License E-License	Make	laps	Best Lap	Diff	In Lap	Penalty
1	120	Constantin Papst	DEU	ADAC Nordbayern e.V. NEES RACING	DEU	ITG38729 BIC17863	KR/IAME/Vega	6	52.414		6	
2	106	Niko Bogнар	HUN	Maranello SRP Factory Team	DEU	ITG7685 KBF38275	Maranello/TM /Vega	6	52.683	0.269	6	
3	185	Oliver Städtler	DEU	CV Performance Group	DEU	ITG34878 BIF38321	KR/TM/Vega	6	52.746	0.332	6	
4	155	Moritz Groneck	DEU	CRG Holland	NLD	ITG39313 IBL15521007	CRG/TM/Vega	6	52.913	0.499	6	
5	165	Martina Rumlenova	CZE	SKYLARKS KARTING TEAM	CZE	ITG24AS0236 IBL2400701	Praga /IAME/Vega	6	52.917	0.503	6	
6	195	Lukas Übleis	AUT	Lanari Racing Team	DEU	ITGJK2021 KBF17166	KR/IAME/Vega	6	52.919	0.505	6	
7	163	Philip Helmchen	DEU	ADAC Berlin-Brandenburg e.V. ADAC Niedersachsen/ Sachsen-Anhalt e.V.	DEU	ITG44008 BIC38443	Maranello/TM/Vega	6	52.922	0.508	6	
8	166	Martin Attila Vingler	HUN	Via-Speed Kft	HUN	ITG6400 IBL542	Croc Promotion/TM/Vega	6	52.973	0.559	6	
9	162	Khalil Sodah	LTU	Paske Racing	LTU	ITG2024-ITG/007 IBL2024-KL/05	Righetti Ridolfi/TM/Vega	6	53.202	0.788	6	
10	110	Marc Alexander Reistrup	DNK	CRG Holland	NLD	ITG93629 IBL15521008	CRG/TM/Vega	6	53.241	0.827	6	
11	177	Dominik Jirak	CZE	SVC Group Racing	CZE	ITG24AS0737 IBL24AT01031	MS KART/TM /Vega	6	53.826	1.412	4	

Timekeeper
M.Riehmers

Race Director
H.Seidel

These results are provisional until the conclusion of any judicial and technical matters!

Printed: 11.08.2024 / 08:06



INT. ADAC Kartrennen Arena E

DJKM - OK-J

Arena E Mülsen 1,315 Km

Warm Up Superheat

11.08.2024 08:00

Practice (6:00 Time) started at 8:00:01

Lap	Time of Day	Lap Tm	Diff	SF Tm	S1 Tm	S2 Tm
(120) Constantin Papst						
1	8:02:08.222	54.924	+2.510	23.916	15.826	15.182
2	8:03:01.977	53.765	+1.341	23.251	15.478	15.026
3	8:03:55.668	53.691	+1.277	23.076	15.513	15.102
4	8:04:48.804	53.136	+0.722	23.031	15.211	14.894
5	8:05:41.838	53.034	+0.620	22.918	15.151	14.965
6	8:06:34.252	52.414		22.719	14.983	14.712

(106) Niko Bogнар						
1	8:02:13.428	54.865	+2.182	23.723	15.852	15.290
2	8:03:07.535	54.107	+1.424	23.396	15.614	15.097
3	8:04:01.073	53.538	+0.855	23.137	15.438	14.963
4	8:04:54.495	53.422	+0.739	23.187	15.263	14.972
5	8:05:47.587	53.092	+0.409	23.026	15.196	14.870
6	8:06:40.270	52.683		22.916	15.088	14.679

(185) Oliver Städtler						
1	8:02:06.361	54.967	+2.221	23.743	16.028	15.196
2	8:03:00.441	54.080	+1.334	23.263	15.683	15.134
3	8:03:54.057	53.616	+0.870	23.192	15.478	14.946
4	8:04:47.222	53.165	+0.419	23.030	15.276	14.859
5	8:05:40.077	52.855	+0.109	22.834	15.190	14.831
6	8:06:32.823	52.746		22.861	15.035	14.850

(155) Moritz Groneck						
1	8:02:16.828	55.031	+2.118	24.004	15.800	15.227
2	8:03:11.247	54.419	+1.506	23.740	15.490	15.189
3	8:04:08.874	57.627	+4.714	26.561	15.868	15.198
4	8:05:02.238	53.364	+0.451	23.137	15.186	15.041
5	8:05:55.386	53.148	+0.235	23.058	15.184	14.906
6	8:06:48.299	52.913		22.947	15.072	14.894

(165) Martina Rumlenova						
1	8:02:10.463	55.374	+2.457	24.126	15.969	15.279
2	8:03:04.889	54.426	+1.509	23.608	15.547	15.271
3	8:03:58.753	53.864	+0.947	23.366	15.448	15.050
4	8:04:52.047	53.294	+0.377	23.263	15.144	14.887
5	8:05:45.164	53.117	+0.200	23.086	15.074	14.957
6	8:06:38.081	52.917		23.047	15.045	14.825

(195) Lukas Übleis						
1	8:02:09.692	56.649	+3.730	24.638	16.689	15.322
2	8:03:03.953	54.261	+1.342	23.641	15.610	15.010
3	8:03:57.440	53.487	+0.568	23.282	15.340	14.865
4	8:04:50.678	53.238	+0.319	23.122	15.218	14.898
5	8:05:43.648	52.970	+0.051	23.132	15.039	14.799
6	8:06:36.567	52.919		23.257	14.945	14.717

(163) Philip Helmchen						
1	8:02:12.378	54.988	+2.066	23.891	15.742	15.355
2	8:03:06.587	54.209	+1.287	23.513	15.517	15.179
3	8:04:00.345	53.768	+0.836	23.335	15.311	15.112
4	8:04:53.807	53.462	+0.540	23.336	15.202	14.924
5	8:05:46.918	53.111	+0.189	23.079	15.103	14.929
6	8:06:39.840	52.922		23.036	14.998	14.888

(166) Martin Attila Vingler						
1	8:02:10.107	56.041	+3.068	24.481	16.196	15.364
2	8:03:04.633	54.526	+1.553	23.576	15.710	15.240
3	8:03:58.683	54.050	+1.077	23.389	15.525	15.136
4	8:04:52.621	53.938	+0.965	23.493	15.416	15.029
5	8:05:45.925	53.304	+0.331	23.144	15.145	15.015
6	8:06:38.898	52.973		22.957	15.062	14.954

(162) Khalil Sodah						
1	8:02:09.053	55.344	+2.142	24.058	15.916	15.370
2	8:03:03.454	54.401	+1.199	23.721	15.489	15.191
3	8:03:57.364	53.910	+0.708	23.395	15.385	15.130
4	8:04:51.146	53.782	+0.580	23.404	15.303	15.075
5	8:05:44.404	53.258	+0.056	23.152	15.098	15.008
6	8:06:37.606	53.202		23.176	15.076	14.950

(110) Marc Alexander Reistrup						
--------------------------------------	--	--	--	--	--	--

Lap	Time of Day	Lap Tm	Diff	SF Tm	S1 Tm	S2 Tm
1	8:02:17.558	55.301	+2.060	24.030	15.955	15.316
2	8:03:11.787	54.229	+0.988	23.529	15.480	15.220
3	8:04:06.002	54.215	+0.974	23.740	15.281	15.194
4	8:04:59.500	53.498	+0.257	23.321	15.189	14.988
5	8:05:52.860	53.360	+0.119	23.228	15.131	15.001
6	8:06:46.101	53.241		23.171	15.025	15.045

(177) Dominik Jirak						
1	8:02:17.664	55.167	+1.341	24.040	15.880	15.247
2	8:03:12.009	54.345	+0.519	23.683	15.580	15.082
3	8:04:06.508	54.499	+0.673	23.999	15.356	15.144
4	8:05:00.334	53.826		23.402	15.321	15.103
5	8:05:54.627	54.293	+0.467	23.616	15.624	15.053
6	8:06:48.635	54.008	+0.182	23.507	15.520	14.981



DJKM - OK-J

Super Heat

Track length: 1.315 Km

Race Started: 9:42:33

Best Lap by: 185 - Oliver Städtler - 50.748

Rank	#	Driver	Nat	Sponsor Entrant	Nat	License E-License	Make	laps	T. Time Diff	Best Lap	Penalty	Points
1	▲7	165 Martina Rumlenova	CZE	SKYLARKS KARTING TEAM	CZE	ITG24AS0236 IBL2400701	Praga /IAME/Vega	11	9:29.403	50.981		75
2	▲3	195 Lukas Übleis	AUT	Lanari Racing Team	DEU	ITGJK2021 KBF17166	KR/IAME/Vega	11	9:29.737 0.334	50.956		69
3	▲3	155 Moritz Groneck	DEU	CRG Holland	NLD	ITG39313 IBL15521007	CRG/TM/Vega	11	9:30.829 1.426	50.773		63
4	▬0	110 Marc Alexander Reistrup	DNK	CRG Holland	NLD	ITG93629 IBL15521008	CRG/TM/Vega	11	9:31.053 1.650	51.201		57
5	▼4	185 Oliver Städtler	DEU	CV Performance Group	DEU	ITG34878 BIF38321	KR/TM/Vega	11	9:31.181 1.778	50.748		51
6	▼-3	163 Philip Helmchen	DEU	ADAC Berlin-Brandenburg e.V. ADAC Niedersachsen/ Sachsen-Anhalt e.V.	DEU	ITG44008 BIC38443	Maranello/TM/Vega	11	9:35.736 6.333	51.406		48
7	▲4	162 Khalil Sodah	LTU	Paske Racing	LTU	ITG2024-ITG/007 IBL2024-KL/05	Righetti Ridolfi/TM/Vega	11	9:37.958 8.555	51.856		45
8	▼-1	106 Niko Bognar	HUN	Maranello SRP Factory Team	DEU	ITG7685 KBF38275	Maranello/TM /Vega	11	9:39.827 10.424	51.677		42
9	▬0	166 Martin Attila Vingler	HUN	Via-Speed Kft	HUN	ITG6400 IBL542	Croc Promotion/TM/Vega	11	9:39.901 10.498	51.589		39
10	▬0	177 Dominik Jirak	CZE	SVC Group Racing	CZE	ITG24AS0737 IBL24AT01031	MS KART/TM /Vega	11	9:41.566 12.163	51.899		36
11	▼-9	120 Constantin Papst	DEU	ADAC Nordbayern e.V. NEES RACING	DEU	ITG38729 BIC17863	KR/IAME/Vega	5	4:22.988 6 Laps	51.456		29

Announcements

120 black flagg


Timekeeper
M.Riehmers

Race Director
H.Seidel

Page 1/1

These results are provisional until the conclusion of any judicial and technical matters!

Printed: 11.08.2024 / 10:01



INT. ADAC Kartrennen Arena E

DJKM - OK-J

Arena E Mülsen 1,315 Km

Super Heat

11.08.2024 09:40

Race (11 Laps) started at 9:42:33

Lap	Time of Day	Lap Tm	Diff	SF Tm	S1 Tm	S2 Tm
(165) Martina Rumlenova						
1	9:43:28.025	54.311	+3.330	24.530	15.058	14.723
2	9:44:19.912	51.887	+0.906	22.954	14.476	14.457
3	9:45:11.429	51.517	+0.536	22.591	14.403	14.523
4	9:46:02.845	51.416	+0.435	22.428	14.383	14.605
5	9:46:54.709	51.864	+0.883	22.752	14.562	14.550
6	9:47:46.697	51.988	+1.007	23.057	14.433	14.498
7	9:48:38.216	51.519	+0.538	22.627	14.432	14.460
8	9:49:29.512	51.296	+0.315	22.382	14.313	14.601
9	9:50:20.694	51.182	+0.201	22.374	14.280	14.528
10	9:51:11.771	51.077	+0.096	22.313	14.237	14.527
11	9:52:02.752	50.981		22.242	14.251	14.488

Lap	Time of Day	Lap Tm	Diff	SF Tm	S1 Tm	S2 Tm
(195) Lukas Übleis						
1	9:43:27.224	53.671	+2.715	23.979	14.938	14.754
2	9:44:19.114	51.890	+0.934	22.664	14.596	14.630
3	9:45:10.779	51.665	+0.709	22.683	14.466	14.516
4	9:46:02.410	51.631	+0.675	22.590	14.424	14.617
5	9:46:54.652	52.242	+1.286	22.830	14.634	14.778
6	9:47:46.514	51.862	+0.906	22.708	14.559	14.595
7	9:48:38.161	51.647	+0.691	22.580	14.500	14.567
8	9:49:29.743	51.582	+0.626	22.661	14.365	14.556
9	9:50:20.977	51.234	+0.278	22.360	14.392	14.482
10	9:51:12.130	51.153	+0.197	22.423	14.255	14.475
11	9:52:03.086	50.956		22.202	14.260	14.494

Lap	Time of Day	Lap Tm	Diff	SF Tm	S1 Tm	S2 Tm
(155) Moritz Groneck						
1	9:43:29.595	55.922	+5.149	25.460	15.720	14.742
2	9:44:21.505	51.910	+1.137	22.703	14.605	14.602
3	9:45:14.872	53.367	+2.594	24.136	14.681	14.550
4	9:46:06.400	51.528	+0.755	22.546	14.499	14.483
5	9:46:57.964	51.564	+0.791	22.573	14.504	14.487
6	9:47:49.209	51.245	+0.472	22.319	14.433	14.493
7	9:48:40.170	50.961	+0.188	22.186	14.295	14.480
8	9:49:31.164	50.994	+0.221	22.147	14.305	14.542
9	9:50:21.951	50.787	+0.014	22.107	14.255	14.425
10	9:51:12.724	50.773		22.099	14.197	14.477
11	9:52:04.178	51.454	+0.681	22.182	14.623	14.649

Lap	Time of Day	Lap Tm	Diff	SF Tm	S1 Tm	S2 Tm
(110) Marc Alexander Reistrup						
1	9:43:27.607	53.993	+2.792	24.194	15.020	14.779
2	9:44:19.851	52.244	+1.043	22.910	14.682	14.652
3	9:45:11.750	51.899	+0.698	22.788	14.516	14.595
4	9:46:03.406	51.656	+0.455	22.547	14.453	14.656
5	9:46:55.087	51.681	+0.480	22.634	14.478	14.569
6	9:47:46.947	51.860	+0.659	22.746	14.598	14.516
7	9:48:38.552	51.605	+0.404	22.568	14.469	14.568
8	9:49:30.008	51.456	+0.255	22.538	14.358	14.560
9	9:50:21.237	51.229	+0.028	22.366	14.392	14.471
10	9:51:12.438	51.201		22.403	14.287	14.511
11	9:52:04.402	51.964	+0.763	22.380	14.849	14.735

Lap	Time of Day	Lap Tm	Diff	SF Tm	S1 Tm	S2 Tm
(185) Oliver Städtler						
1	9:43:26.332	52.983	+2.235	23.365	14.940	14.678
2	9:44:18.336	52.004	+1.256	22.649	14.777	14.578
3	9:45:09.910	51.574	+0.826	22.383	14.613	14.578
4	9:46:05.888	55.978	+5.230	22.413	14.499	19.066
5	9:46:58.060	52.172	+1.424	22.977	14.857	14.338
6	9:47:49.358	51.298	+0.550	22.454	14.455	14.389
7	9:48:40.306	50.948	+0.200	22.293	14.347	14.308
8	9:49:31.237	50.931	+0.183	22.246	14.346	14.339
9	9:50:22.127	50.890	+0.142	22.358	14.284	14.248
10	9:51:12.875	50.748		22.197	14.229	14.322
11	9:52:04.530	51.655	+0.907	22.286	14.727	14.642

Lap	Time of Day	Lap Tm	Diff	SF Tm	S1 Tm	S2 Tm
(163) Philip Helmchen						
1	9:43:27.967	54.479	+3.073	24.539	15.104	14.836
2	9:44:21.043	53.076	+1.670	23.267	14.981	14.828
3	9:45:14.266	53.223	+1.817	23.700	14.813	14.710
4	9:46:06.383	52.117	+0.711	22.747	14.546	14.824
5	9:46:58.703	52.320	+0.914	23.038	14.634	14.648
6	9:47:50.815	52.112	+0.706	22.976	14.503	14.633
7	9:48:42.601	51.786	+0.380	22.555	14.503	14.728

Lap	Time of Day	Lap Tm	Diff	SF Tm	S1 Tm	S2 Tm
8	9:49:34.255	51.654	+0.248	22.531	14.380	14.743
9	9:50:26.157	51.902	+0.496	22.757	14.463	14.682
10	9:51:17.679	51.522	+0.116	22.470	14.421	14.631
11	9:52:09.085	51.406		22.391	14.393	14.622

Lap	Time of Day	Lap Tm	Diff	SF Tm	S1 Tm	S2 Tm
(162) Khalil Sodah						
1	9:43:28.530	54.601	+2.745	24.659	15.168	14.774
2	9:44:21.100	52.570	+0.714	22.879	15.026	14.665
3	9:45:14.631	53.531	+1.675	23.985	14.662	14.884
4	9:46:07.177	52.546	+0.690	23.146	14.647	14.753
5	9:46:59.148	51.971	+0.115	22.696	14.580	14.695
6	9:47:51.067	51.919	+0.063	22.678	14.607	14.634
7	9:48:42.923	51.856		22.779	14.476	14.601
8	9:49:34.938	52.015	+0.159	22.773	14.530	14.712
9	9:50:27.045	52.107	+0.251	22.634	14.776	14.697
10	9:51:19.387	52.342	+0.486	23.047	14.538	14.757
11	9:52:11.307	51.920	+0.064	22.697	14.545	14.678

Lap	Time of Day	Lap Tm	Diff	SF Tm	S1 Tm	S2 Tm
(106) Niko Bognar						
1	9:43:30.820	57.086	+5.409	26.397	15.799	14.890
2	9:44:23.330	52.510	+0.833	22.904	14.878	14.728
3	9:45:16.037	52.707	+1.030	23.042	15.025	14.640
4	9:46:08.282	52.245	+0.568	22.927	14.635	14.683
5	9:47:00.193	51.911	+0.234	22.685	14.586	14.640
6	9:47:51.934	51.741	+0.064	22.572	14.534	14.635
7	9:48:44.745	52.811	+1.134	22.697	14.466	15.648
8	9:49:37.038	52.293	+0.616	22.931	14.670	14.692
9	9:50:28.715	51.677		22.454	14.569	14.654
10	9:51:20.410	51.695	+0.018	22.705	14.490	14.500
11	9:52:13.176	52.766	+1.089	23.269	14.799	14.698

Lap	Time of Day	Lap Tm	Diff	SF Tm	S1 Tm	S2 Tm
(166) Martin Attila Vingler						
1	9:43:30.090	56.219	+4.630	25.891	15.520	14.808
2	9:44:22.630	52.540	+0.951	22.869	14.948	14.723
3	9:45:15.760	53.130	+1.541	23.611	14.894	14.625
4	9:46:07.504	51.744	+0.155	22.560	14.542	14.642
5	9:46:59.359	51.855	+0.266	22.664	14.585	14.606
6	9:47:51.153	51.794	+0.205	22.690	14.570	14.534
7	9:48:42.742	51.589		22.493	14.481	14.615
8	9:49:35.035	52.293	+0.704	22.886	14.830	14.577
9	9:50:27.112	52.077	+0.488	22.603	14.838	14.636
10	9:51:20.301	53.189	+1.600	23.950	14.619	14.620
11	9:52:13.250	52.949	+1.360	23.368	14.960	14.621

Lap	Time of Day	Lap Tm	Diff	SF Tm	S1 Tm	S2 Tm
(177) Dominik Jirak						
1	9:43:29.971	55.988	+4.089	25.546	15.547	14.895
2	9:44:22.517	52.546	+0.647	22.822	15.009	14.715
3	9:45:15.702	53.185	+1.286	23.653	14.750	14.782
4	9:46:08.776	53.074	+1.175	23.133	15.046	14.895
5	9:47:01.365	52.589	+0.690	23.025	14.758	14.806
6	9:47:53.709	52.344	+0.445	22.882	14.677	14.785
7	9:48:46.172	52.463	+0.564	22.950	14.719	14.794
8	9:49:38.822	52.650	+0.751	22.847	14.829	14.974



INT. ADAC Kartrennen Arena E

Lapchart

DJKM - OK-J


Arena E Mülsen 1,315 Km

Super Heat

11.08.2024 09:40

Race (11 Laps) started at 9:42:33

Competitors	Laps												
	0	1	2	3	4	5	6	7	8	9	10	11	
Oliver Städtler (185)	1	185	185	185	185	195	195	195	195	165	165	165	165
Constantin Papst (120)	2	120	195	195	195	165	165	165	165	195	195	195	195
Philip Helmchen (163)	3	163	110	110	165	110	110	110	110	110	110	110	155
Lukas Übleis (195)	4	195	163	165	110	120	120	155	155	155	155	155	110
Marc Alexander Reistrup (110)	5	110	165	163	120	185	155	185	185	185	185	185	185
Moritz Groneck (155)	6	155	162	162	163	163	185	163	163	163	163	163	163
Martina Rumlenova (165)	7	165	120	120	162	155	163	162	166	162	162	162	162
Niko Bogнар (106)	8	106	155	155	155	162	162	166	162	166	166	166	106
Martin Attila Vingler (166)	9	166	177	177	177	166	166	106	106	106	106	106	166
Khalil Sodah (162)	10	162	166	166	166	106	106	177	177	177	177	177	177
Dominik Jirak (177)	11	177	106	106	106	177	177	177	177	177	177	177	177




DKM Round 5
DJKM - OK-J
Mülsen II
Final Intermediate Classification

Pos. No.	Firstname	Lastname	Nat.		Nat.		Sponsor	Total		Heat 1	Heat 2	SUH
			Dri	Entrant	Ent	Make		QP	PTS			
1	185	Oliver	DEU	CV Performance Group	DEU	KR/TM/Vega		1	151	50	50	51
2	165	Martina	CZE	SKYLARKS KARTING TEAM	CZE	Praga /IAME/Vega		2	139	38	26	75
3	195	Lukas	AUT	Lanari Racing Team	DEU	KR/IAME/Vega		4	137	41	27	69
4	155	Moritz	DEU	CRG Holland	NLD	CRG/TM/Vega		5	130	26	41	63
5	110	Marc Alexander	DNK	CRG Holland	NLD	CRG/TM/Vega		8	129	34	38	57
6	163	Philip	DEU	ADAC Niedersachsen/ Sachsen-Anhalt e.V.	DEU	Maranello/TM/Vega	ADAC Berlin-Brandenburg e.V.	7	120	36	36	48
7	120	Constantin	DEU	NEES RACING	DEU	KR/IAME/Vega	ADAC Nordbayern e.V.	3	117	44	44	29
8	106	Niko	HUN	Maranello SRP Factory Team	DEU	Maranello/TM /Vega		6	108	32	34	42
9	166	Martin Attila	HUN	Via-Speed Kft	HUN	Croc Promotion/TM/Vega		9	101	30	32	39
10	162	Khalil	LTU	Paske Racing	LTU	Righetti Ridolfi/TM/Vega		11	101	28	28	45
11	177	Dominik	CZE	SVC Group Racing	CZE	MS KART/TM /Vega		10	93	27	30	36

Announcements: These results are provisional until the conclusion of any judicial and technical matters

Racedirector Horst Seidel:



Timekeeping Monika Riehmers:



Printed: 11.08.2024 10:06

Posted at: h





DKM Round 5

Class: DJKM - OK-J

Date/Time: 11.08.2024 14:10

Track: Mülsen II

Heat: Final

Laps: 15 laps

Mülsen II

Final

15 laps

Edition 1

	18	
35		36
	17	
33		34
	16	
31		32
	15	
29		30
	14	
27		28
	13	
25		26
	12	
23		24
	11	
21		22
	10	
19		20
	9	
17		18
	8	
15		16
	7	
13		14
Dominik Jirak	6	
177 MS KART/TM /Vega		12
11		
Martin Attila Vingler	5	Khalil Sodah
166 Promotion/TM/ Vega		162 Righetti Ridolfi/TM/Vega
9		10
Constantin Papst	4	Niko Bogнар
120 KR/IAME/Vega		106 Maranello/TM /Vega
7		8
Marc Alexander Reistrup	3	Philip Helmchen
110 CRG/TM/Vega		163 Maranello/TM/V ega
5		6
Lukas Übleis	2	Moritz Groneck
195 KR/IAME/Vega		155 CRG/TM/Vega
3		4
Oliver Städtler	1	Martina Rumlenova
185 KR/TM/Vega		165 Praga /IAME/Vega
1	Row	2

Pole Position

printed 11.08.2024 10:06





INT. ADAC Kartrennen Arena E

DJKM - OK-J

Arena E Mülsen 1,315 Km

Final


11.08.2024 16:25

Race (15 Laps)


Revision 2

5	177	
4	166	162
3	110	120
2	195	155
1	185	165
	1	2

POLE POSITION



Orbits





DJKM - OK-J

Final

Track length: 1.315 Km

Race Started: 16:37:56

Best Lap by: 120 - Constantin Papst - 50.987

Rank	#	Driver	Nat	Sponsor Entrant	Nat	License E-License	Make	laps	T. Time Diff	Best Lap	Penalty	Points
1	0	185 Oliver Städtler	DEU	CV Performance Group	DEU	ITG34878 BIF38321	KR/TM/Vega	15	12:54.319	51.011		50
2	4	120 Constantin Papst	DEU	ADAC Nordbayern e.V. NEES RACING	DEU	ITG38729 BIC17863	KR/IAME/Vega	15	12:56.957 2.638	50.987		45
3	2	110 Marc Alexander Reistrup	DNK	CRG Holland	NLD	ITG93629 IBL15521008	CRG/TM/Vega	15	12:58.915 4.596	51.290		38
4	-2	165 Martina Rumlenova	CZE	SKYLARKS KARTING TEAM	CZE	ITG24AS0236 IBL2400701	Praga /IAME/Vega	15	13:01.344 7.025	51.311		34
5	2	166 Martin Attila Vingler	HUN	Via-Speed Kft	HUN	ITG6400 IBL542	Croc Promotion/TM/Vega	15	13:07.416 13.097	51.658		30
6	3	177 Dominik Jirak	CZE	SVC Group Racing	CZE	ITG24AS0737 IBL24AT01031	MS KART/TM /Vega	15	13:13.664 19.345	51.937		26
7	-4	195 Lukas Übleis	AUT	Lanari Racing Team	DEU	ITGJK2021 KBF17166	KR/IAME/Vega	5	4:21.199 10 Laps	51.666		22
8	-4	155 Moritz Groneck	DEU	CRG Holland	NLD	ITG39313 IBL15521007	CRG/TM/Vega	5	4:21.539 10 Laps	51.738		18

Not classified

DNS	162	Khalil Sodah	LTU	Paske Racing	LTU	ITG2024-ITG/007 IBL2024-KLJ/05	Righetti Ridolfi/TM/Vega	0	DNS			0
-----	-----	--------------	-----	--------------	-----	--------------------------------	--------------------------	---	-----	--	--	---


Timekeeper
M.Riehmers

Race Director
H.Seidel

Page 1/1

These results are provisional until the conclusion of any judicial and technical matters!

Printed: 11.08.2024 / 17:52



INT. ADAC Kartrennen Arena E

DJKM - OK-J

Arena E Mülsen 1,315 Km


Final

11.08.2024 16:25

Race (15 Laps) started at 16:37:56

Lap	Time of Day	Lap Tm	Diff	SF Tm	S1 Tm	S2 Tm	Lap	Time of Day	Lap Tm	Diff	SF Tm	S1 Tm	S2 Tm
(185) Oliver Städtler							5	16:42:21.968	52.225	+0.567	22.756	14.617	14.852
1	16:38:49.692	53.150	+2.139	23.378	15.022	14.750	6	16:43:15.338	53.370	+1.712	22.779	15.711	14.880
2	16:39:41.980	52.288	+1.277	22.745	14.840	14.703	7	16:44:07.904	52.566	+0.908	22.872	14.704	14.990
3	16:40:33.998	52.018	+1.007	22.602	14.746	14.670	8	16:45:00.289	52.385	+0.727	22.780	14.731	14.874
4	16:41:25.843	51.845	+0.834	22.561	14.648	14.636	9	16:45:52.565	52.276	+0.618	22.910	14.551	14.815
5	16:42:17.600	51.757	+0.746	22.539	14.636	14.582	10	16:46:44.507	51.942	+0.284	22.644	14.549	14.749
6	16:43:09.137	51.537	+0.526	22.412	14.509	14.616	11	16:47:36.658	52.151	+0.493	22.850	14.519	14.782
7	16:44:00.768	51.631	+0.620	22.336	14.665	14.630	12	16:48:28.699	52.041	+0.383	22.640	14.498	14.903
8	16:44:52.257	51.489	+0.478	22.322	14.549	14.618	13	16:49:20.640	51.941	+0.283	22.636	14.463	14.842
9	16:45:43.706	51.449	+0.438	22.417	14.464	14.568	14	16:50:12.298	51.658		22.509	14.391	14.758
10	16:46:35.012	51.306	+0.295	22.348	14.399	14.559	15	16:51:03.958	51.660	+0.002	22.487	14.407	14.766
11	16:47:26.294	51.282	+0.271	22.333	14.387	14.562	(177) Dominik Jirak						
12	16:48:17.526	51.232	+0.221	22.282	14.388	14.562	1	16:38:52.446	55.137	+3.200	24.798	15.348	14.991
13	16:49:08.659	51.133	+0.122	22.249	14.336	14.548	2	16:39:45.571	53.125	+1.188	23.145	15.026	14.954
14	16:49:59.670	51.011		22.191	14.334	14.486	3	16:40:38.535	52.964	+1.027	22.976	15.131	14.857
15	16:50:50.861	51.191	+0.180	22.258	14.387	14.546	4	16:41:31.379	52.844	+0.907	23.140	14.800	14.904
(120) Constantin Papst							5	16:42:23.945	52.566	+0.629	22.935	14.739	14.892
1	16:38:50.738	53.924	+2.937	24.289	14.947	14.688	6	16:43:18.373	54.428	+2.491	23.172	16.312	14.944
2	16:39:43.074	52.336	+1.349	22.775	14.927	14.634	7	16:44:11.437	53.064	+1.127	23.070	14.997	14.997
3	16:40:34.823	51.749	+0.762	22.469	14.723	14.557	8	16:45:04.101	52.664	+0.727	23.055	14.701	14.908
4	16:41:26.758	51.935	+0.948	22.632	14.722	14.581	9	16:45:56.659	52.558	+0.621	22.970	14.761	14.827
5	16:42:18.492	51.734	+0.747	22.473	14.635	14.626	10	16:46:49.226	52.567	+0.630	22.816	14.783	14.968
6	16:43:10.948	52.456	+1.469	22.263	15.566	14.627	11	16:47:41.570	52.344	+0.407	22.830	14.594	14.920
7	16:44:02.840	51.892	+0.905	22.495	14.760	14.637	12	16:48:33.977	52.407	+0.470	22.908	14.672	14.827
8	16:44:54.506	51.666	+0.679	22.426	14.560	14.680	13	16:49:26.251	52.274	+0.337	22.948	14.558	14.768
9	16:45:46.038	51.532	+0.545	22.383	14.549	14.600	14	16:50:18.269	52.018	+0.081	22.698	14.557	14.763
10	16:46:37.350	51.312	+0.325	22.352	14.448	14.512	15	16:51:10.206	51.937		22.649	14.547	14.741
11	16:47:28.675	51.325	+0.338	22.415	14.382	14.528	(195) Lukas Übleis						
12	16:48:20.139	51.464	+0.477	22.487	14.452	14.525	1	16:38:50.073	53.466	+1.800	23.679	14.971	14.816
13	16:49:11.323	51.184	+0.197	22.345	14.347	14.492	2	16:39:42.300	52.227	+0.561	22.682	14.762	14.783
14	16:50:02.310	50.937		22.226	14.268	14.493	3	16:40:34.281	51.981	+0.315	22.566	14.699	14.716
15	16:50:53.499	51.189	+0.202	22.247	14.365	14.577	4	16:41:26.075	51.794	+0.128	22.588	14.600	14.606
(110) Marc Alexander Reistrup							5	16:42:17.741	51.666		22.516	14.603	14.547
1	16:38:50.941	53.897	+2.607	24.339	14.878	14.680	(155) Moritz Groncek						
2	16:39:43.240	52.299	+1.009	22.690	14.967	14.642	1	16:38:50.385	53.646	+1.908	23.905	14.914	14.827
3	16:40:35.472	52.232	+0.942	22.824	14.732	14.676	2	16:39:42.528	52.143	+0.405	22.547	14.869	14.727
4	16:41:27.280	51.808	+0.518	22.552	14.548	14.708	3	16:40:34.589	52.061	+0.323	22.636	14.675	14.750
5	16:42:19.075	51.795	+0.505	22.656	14.520	14.619	4	16:41:26.343	51.754	+0.016	22.475	14.637	14.642
6	16:43:11.659	52.584	+1.294	22.524	15.350	14.710	5	16:42:18.081	51.738		22.458	14.633	14.647
7	16:44:03.454	51.795	+0.505	22.567	14.580	14.648	(165) Martina Rumlenova						
8	16:44:55.262	51.808	+0.518	22.632	14.548	14.628	1	16:38:51.586	54.933	+3.622	25.013	14.991	14.929
9	16:45:46.972	51.710	+0.420	22.629	14.474	14.607	2	16:39:43.852	52.266	+0.955	22.784	14.695	14.787
10	16:46:38.460	51.488	+0.198	22.488	14.403	14.597	3	16:40:36.055	52.203	+0.892	22.662	14.713	14.828
11	16:47:29.893	51.433	+0.143	22.481	14.336	14.616	4	16:41:27.905	51.850	+0.539	22.561	14.526	14.763
12	16:48:21.369	51.476	+0.186	22.461	14.395	14.620	5	16:42:19.651	51.746	+0.435	22.492	14.564	14.690
13	16:49:12.770	51.401	+0.111	22.429	14.281	14.691	6	16:43:12.948	53.297	+1.986	22.485	15.850	14.962
14	16:50:04.060	51.290		22.360	14.312	14.618	7	16:44:05.084	52.136	+0.825	22.708	14.658	14.770
15	16:50:55.457	51.397	+0.107	22.279	14.471	14.647	8	16:44:56.982	51.898	+0.587	22.658	14.515	14.725
(166) Martin Attila Vingler							9	16:45:48.802	51.820	+0.509	22.583	14.549	14.688
1	16:38:51.953	54.830	+3.172	24.881	15.057	14.892	10	16:46:40.373	51.571	+0.260	22.475	14.435	14.661
2	16:39:44.807	52.854	+1.196	23.116	14.848	14.890	11	16:47:32.010	51.637	+0.326	22.524	14.437	14.676
3	16:40:37.335	52.528	+0.870	22.812	14.836	14.880	12	16:48:23.665	51.655	+0.344	22.581	14.390	14.684
4	16:41:29.743	52.408	+0.750	22.899	14.645	14.864	13	16:49:15.189	51.524	+0.213	22.502	14.392	14.630
							14	16:50:06.575	51.386	+0.075	22.393	14.323	14.670
							15	16:50:57.886	51.311		22.423	14.281	14.607

Orbits





INT. ADAC Kartrennen Arena E

Lapchart

DJKM - OK-J


Arena E Mülsen 1,315 Km

Final

11.08.2024 16:25

Race (15 Laps) started at 16:37:56

Competitors	Laps															
	0	1	2	3	4	5	6	7	8	9	10	11	12	13	14	15
Oliver Städtler (185)	1	185	185	185	185	185	185	185	185	185	185	185	185	185	185	185
Lukas Übleis (195)	2	195	195	195	195	195	120	120	120	120	120	120	120	120	120	120
Martina Rumlenova (165)	3	165	155	155	155	155	110	110	110	110	110	110	110	110	110	110
Moritz Groneck (155)	4	155	120	120	120	120	165	165	165	165	165	165	165	165	165	165
Constantin Papst (120)	5	120	110	110	110	110	166	166	166	166	166	166	166	166	166	166
Marc Alexander Reistrup (110)	6	110	165	165	165	165	177	177	177	177	177	177	177	177	177	177
Martin Attila Vingler (166)	7	166	166	166	166	166										
Dominik Jirak (177)	8	177	177	177	177	177										
-	9															





DJKM - OK-J

Final Rev 2

Track length: 1.315 Km

Race Started: 16:37:56

Best Lap by: 120 - Constantin Papst - 50.987

Rank	#	Driver	Nat	Sponsor Entrant	Nat	License E-License	Make	laps	T. Time Diff	Best Lap	Penalty	Points
1	0	185 Oliver Städtler	DEU	CV Performance Group	DEU	ITG34878 BIF38321	KR/TM/Vega	15	12:54.319	51.011		50
2	4	120 Constantin Papst	DEU	ADAC Nordbayern e.V. NEES RACING	DEU	ITG38729 BIC17863	KR/IAME/Vega	15	12:56.957 2.638	50.987		45
3	2	110 Marc Alexander Reistrup	DNK	CRG Holland	NLD	ITG93629 IBL15521008	CRG/TM/Vega	15	12:58.915 4.596	51.290		38
4	-2	165 Martina Rumlenova	CZE	SKYLARKS KARTING TEAM	CZE	ITG24AS0236 IBL2400701	Praga /IAME/Vega	15	13:01.344 7.025	51.311		0
5	2	166 Martin Attila Vingler	HUN	Via-Speed Kft	HUN	ITG6400 IBL542	Croc Promotion/TM/Vega	15	13:07.416 13.097	51.658		34
6	3	177 Dominik Jirak	CZE	SVC Group Racing	CZE	ITG24AS0737 IBL24AT01031	MS KART/TM /Vega	15	13:13.664 19.345	51.937		0
7	-4	195 Lukas Übleis	AUT	Lanari Racing Team	DEU	ITGJK2021 KBF17166	KR/IAME/Vega	5	4:21.199 10 Laps	51.666		30
8	-4	155 Moritz Groneck	DEU	CRG Holland	NLD	ITG39313 IBL15521007	CRG/TM/Vega	5	4:21.539 10 Laps	51.738		26

Not classified

DNS	162	Khalil Sodah	LTU	Paske Racing	LTU	ITG2024-ITG/007 IBL2024-KLJ/05	Righetti Ridolfi/TM/Vega	0	DNS			0
-----	-----	--------------	-----	--------------	-----	--------------------------------	--------------------------	---	-----	--	--	---

Timekeeper
M.Riehmers

Race Director
H.Seidel

Page 1/1

These results are provisional until the conclusion of any judicial and technical matters!

Printed: 11.08.2024 / 18:15

